

Hints and tips

For hints and tips on becoming a pirate. Please see Cressida Cowells "How to be a pirate" book which she reads on YouTube.

Link below:

https://www.youtube.com/watch?v=dXwg8VemS_U



HOW TO BE

A PIRATE

Tick off page

As you go through your booklet, you might want to tick off when you have completed it. This page will allow you to do that. You may also notice that on some of the pages in the top corner they have objectives that might need ticking off... example Capital letters, finger space and full stops. Tick off as you go and become a fantastic pirate.

Label the pirate

Create a pirate

Pirate test 1- Keen eye

Pirate test 2- Intelligence

Pirate test 3- Warrior skills

Create your pirate ship

Count up your inventory

Origami skills

Sand Biscuits

Asking the experts (answers)

Create your pirate flag

15 Create your flag

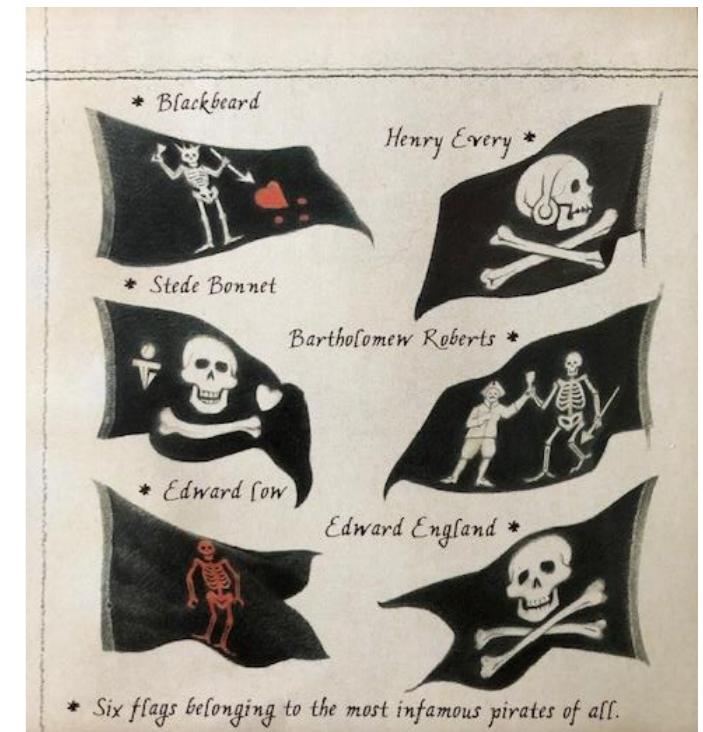
Have you got:

Capital letters

Finger Spaces

Full stops

Many pirates created their own flags as way to be identified by other ships. The more famous a pirate you were the more people knew your flag, so it is important to have a flag that really shows who you are as a pirate.



Why did you choose this pattern?

Have you got:
Capital letters Finger Spaces Full stops

Answers from the experts 14.

In your last section, you thought of some questions to ask Blackbeard the pirate. In this section, you will find some facts about Blackbeard. I would like you to answer some of your questions using this information to help you.

You can pretend to be Blackbeard or you can ask a relative to be Blackbeard and ask them some for your questions.

Blackbeard

- His real name was Edward Teach
- He was born in Bristol in 1680.
- He became a pirate in 1716.
- He was called Blackbeard because of the long black beard that he grew on his face. He would twist his beard and tie it up with ribbons.
- He would light slow match fuses and hang them from under his hat to make him look scary.
- His ship was called The Queen Anne's Revenge.
- He died in 1718.

Answers:

3. The pirate next door

A pirate has just moved in next door.

You saw him pull up to the house in a large pirate ship with a black flag flying. He looks at you and gives you a big wave with his hook hand. He smiles at you and you see that he is missing 5 teeth and has a parrot on his shoulder. You watch him slowly take into the house; cannons, treasure and lots of strange food.

In that moment you decide, that you want to be a pirate, just like him. So you ask "How do I become a pirate?" The pirate laughs and gives you a book. "How to be a pirate." He says you must complete the tasks inside to prove yourself a pirate, then he goes into his house.



Do you have what it takes to be a pirate?

Time to bake - Sand Biscuits

12.

Life on the open sea can be very tough especially when you are very hungry. Here is a simple Sand Biscuit recipe for those long voyages at sea. Make sure you get help from an adult before you bake. Pirates know how to stay safe.

Ingredients

- | | |
|------------|--------------------|
| 100g (4oz) | butter, softened |
| 50g (2oz) | caster sugar |
| 150g (5oz) | self-raising flour |

Instructions

Preheat the oven to 180°C /fan 160°C/ gas 4. Lightly butter two baking trays.

Measure the butter into a bowl and beat to soften. Gradually beat in the sugar and then the flour. Bring the mixture together with your hands to form a dough. Form the dough into 16 balls about the size of a walnut and place spaced well apart on the prepared baking trays. Dip a fork in a little water and use this to flatten the biscuits.

Bake in the preheated oven for 15–20 minutes until a very pale golden. Lift off the baking tray and leave to cool completely on a wire rack.




5.

Create a pirate

It is now time to create your pirate. You will need to draw yourself as a pirate and label some of the key features. Don't forget to use lots of great adjectives (describing words) to describe your pirate. You will also need to pick a name for your pirate. You can think of your own name or use this to help you.



Name: _____



Adjectives

big, small, tiny, massive, blue, green, red, long, short, spikey, sharp, loud, heavy, light, dark, black, scary, mean, thick, thin, old, new, broken, jagged

Pirate test 1- Keen eye

6.

Before you become a pirate you must past 3 tests. Each test will prove your ability. The first test is "Having a keen eye," you must find all the common exception words in the word search below. Cross them off as you find them.

Find the common exception words

A X X W E F S S W I Z O D S P
 B W V R X R O K C E T N C H S
 E P E Z D I M E S H H F W E V
 U H L D N E E A E T O P O G B
 X K E U K N H R Y F Q O Y U M
 S D X S E D E E A Q T M L U F
 D Y L F U R H N D L O V E P C
 E R E H W O E J O Y N K U U U
 C L L U F T H W T L R S K K H
 C O O Z Z G U O S S H H J K G
 Z P M G P W T F S N F K U L G
 C L W E L O A E I C Q F Q Y V
 O D B X Y O U S L K S Q C D Z
 W P G B S F I G B T H Z K H D
 E V E G U H D S R B U Y P Q J

COME
HAS
LOVE
SHE
THERE
WERE

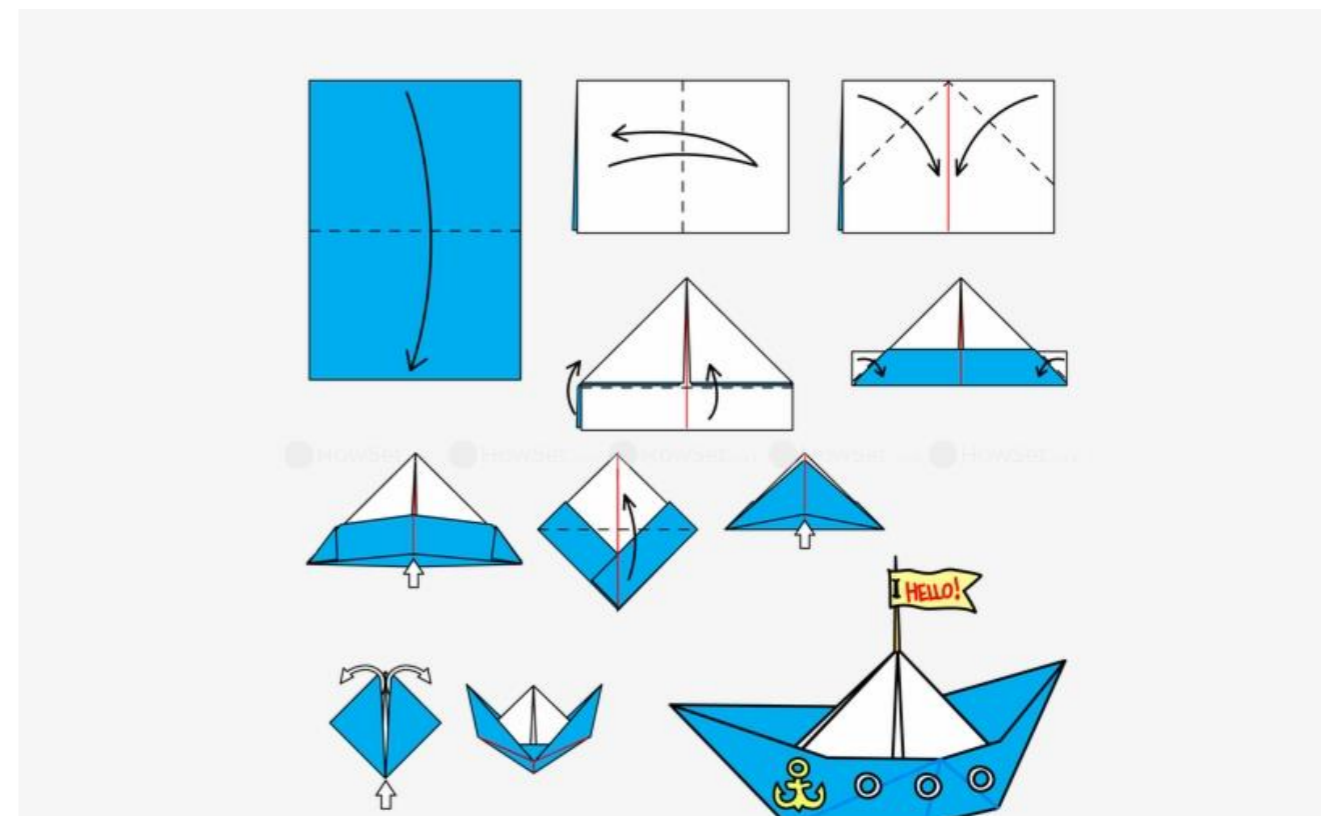
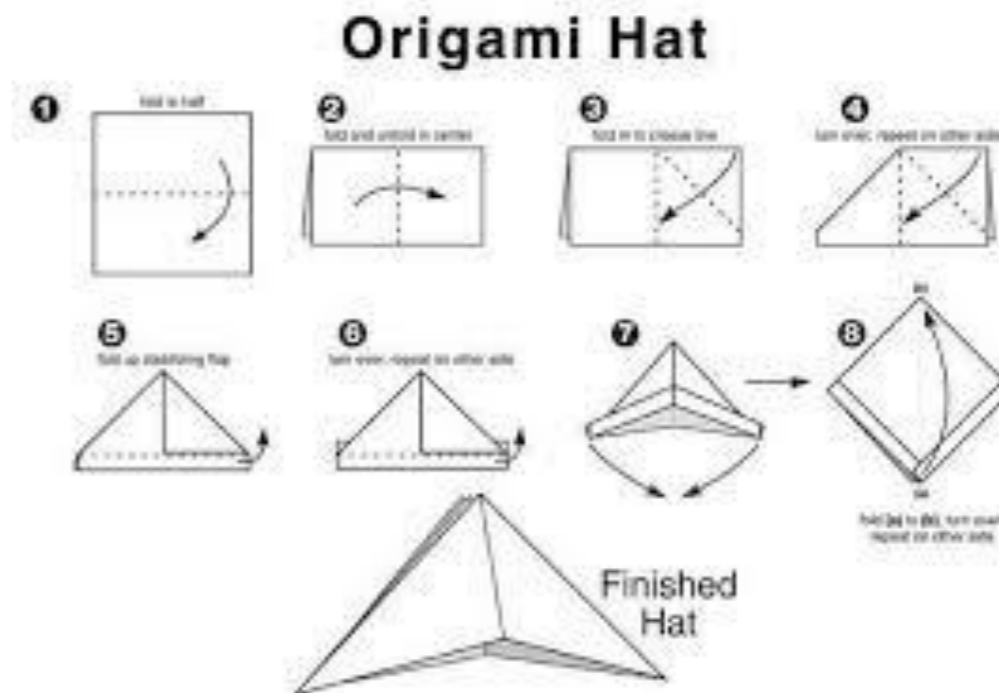
FRIEND
HERE
PUSH
SOME
TODAY
WHERE

FULL
HOUSE
SCHOOL
THE
WAS
YOU

11.







Pirate origami

As you are quickly become a fantastic pirate, you will of course need a pirate hat and a ship. Unfortunately, sending you lots of wood to build a ship was not very practical. Instead, all you will need is some paper to create yourself a pirate hat and pirate ship.



Count your inventory 10.

As you prepare to set sail, you must think about the amount of food and drink you are going to take with you. We have placed some objects in the ship and grouped them into 10's. You must count the objects to find out how many there are.

Objects	Amount
	
	
	
	
	
	

7. Pirate test 2- Intelligence

As a pirate, you must show intelligence, you must know what to do when you hit a problem. There are 6 sentences underneath, you must pick the correct word from the bottom to place in the missing section of the sentence. Cross off the words that you use.

1. Pirates look for _____.
2. Mr Boyd is the Year _____ teacher.
3. Pirates sail on a _____.
4. My school is _____ Brook.
5. Mrs Ballard is the _____.
6. Mr Jones likes _____.

Words:

one Willow ship
 Head teacher climbing treasure

Pirate test 3- Warrior skills

8.


We all know that the pen is mightier than the sword. Before you can be given your pirate weapons, you must show your ability with a pen.

a b c d e f g h i
j k l m n o p q r
s t u v w x y z

9.

Create your pirate ship

Now that you have completed all the tests, you have proven that you are ready to become a pirate. Which means you need a ship. You must create your pirate ship and label the amazing key features. Will your ship have cannons and sails? You decide. Afterwards you must pick your crew and some food to take with you on your first adventure.



Crew Members

Food and Drink
