

# Sidney Spider

A tale of friendship by Alison Cooper



Reception work booklet

Week commencing 18<sup>th</sup> May 2020

# Activities based on Sidney Spider for the next two weeks...

As you can see I have included lots of activities inspired by the story Sidney Spider - please feel free to complete some, all or more of the tasks listed. The tasks in bold are my suggested priority. As always I would love to hear about any of the projects you've created so feel free to take lots of pictures to email to me.

## Reading Tasks

1. **Read the copy of the Sidney Spider story together**
2. **Talk about the story topics**
3. Draw the characters / objects activity
4. **Picture / word match up activity**
5. Recall and draw information from the text

## Writing Tasks

6. **Complete my sentences**
7. Story planning, where might a spider adventure around your garden
8. Sentence writing, labelling each of the parts of your spider's adventure

## Speech and Language Tasks

9. Singing and making actions for Incy Wincy

## Maths Tasks

10. **How many legs do I have now?**
11. Halving Sidney's fruit and vegetables
12. Creating a poll...who likes spiders in your house?

## Understanding of the World

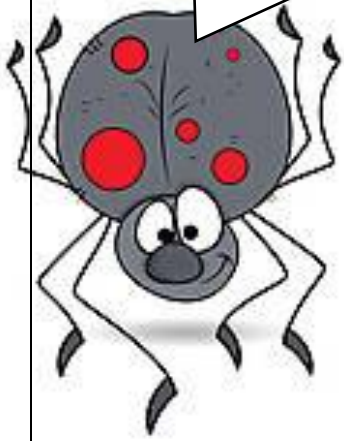
13. Fact file on spiders
14. Spider biscuit baking

## Get creative

15. Design a plant pot activity.

# 1. Sidney Spider - A Tale of Friendship

Read together  
Can you spot the objects  
and characters as you're  
reading?



Once upon a time, there was a large spotted spider called Sidney who lived in the top corner of Mrs Brown's shed. He was a very special spider because he spun beautiful golden webs, but Sidney was lonely. When he arrived last year, all the other spiders said, "Go away, Sidney. We don't want you here. You'll steal all our prey with your golden webs." So, Sidney hid away in his dark corner feeling sad.



One bright, sunny morning, Mrs Brown decided to spring clean her shed. So, she opened up the door and banged her broom, feather duster and dustpan down on the floor.



Sidney and all the other spiders in the shed shivered in fear. Soon, Mrs Brown started to sing Incy Wincy Spider at the top of her voice and Sidney shivered a bit more. Then



Mrs Brown picked up her broom and started to sweep: swish, swash, swish, swash, swish, swash.

Sidney looked down from his deep, dark corner and saw Mrs Brown's broom coming closer and closer and closer: swish, swash, swish, swash, swish, swash. "Help!" cried Sidney. "Please help me." Luckily,



Susie, a tiny house spider, heard him. "I'm in the old

flowerpot behind the spade," squeaked Susie. "Throw out your line and come and hide with me." So, Sidney threw out a fine golden thread and landed gently in Susie's flowerpot. "Thank you, Susie," said Sidney smiling.



A few minutes later, Sidney and Susie heard: swish, swash, swish, swash, swish, swash. Oh no, Mrs Brown's broom was heading for the flowerpot. "Help!" cried Sidney and Susie.

"Please help us." Luckily, Stanley, an ancient spider, heard them. "I'm in the red welly boot under the bench," mumbled Stanley. "Throw out your line and come and hide with me."



So, Sidney threw out a fine golden thread and grabbed Susie. Together they landed with a gentle thump in the old red welly boot. "Thank you, Stanley," said Sidney and Susie smiling.




A few minutes later, Sidney, Susie and Stanley heard: swish, swash, swish, swash, swish, swash. Oh no, Mrs Brown's broom was heading for the red welly boot. Mrs Brown bent over to pick up the boot but, luckily, her phone rang at that very moment.

"I will come immediately," they heard her say. So, Mrs Brown picked up her broom, feather duster and dustpan and rushed out of the door.



"Hooray!" said Sidney, Susie and Stanley. "Come on everyone, let's have a party!" they said. So, all the other spiders crawled out of the holes. First, they all shook one of Sidney's legs to welcome him. Next, they danced a special spider dance in the middle of the shed. After that, Sidney knew that he would never be lonely again.



## 2. Talk about the story topics

Talk about the story with your child. You might use these questions to discuss the characters and setting...

Who are the characters in the story? Can you remember their names?

Where does the story happen? What do you think it's like there?

Which characters do you like in the story?

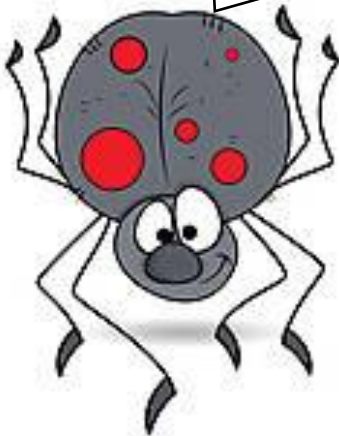
Which characters don't you like in the story?

How do you feel at the end?

Wider story talk, discuss the following about spiders in general...

- Colour
- Size
- What they look like
- Where they are found?
- What they might feel like ?
- Do you like them?
- Have you seen any of them?
- Where might you have seen them?

Let's talk about the story.




### 3. Draw the characters / objects activity

Can you draw the four characters of the story and label them?

Can you draw some of the objects in the story and label them?

## 4. Picture / word match up activity



Sidney enjoys words. Can you say the word and then match the word to the picture?

boot

bench

spade

shed

danced

phone


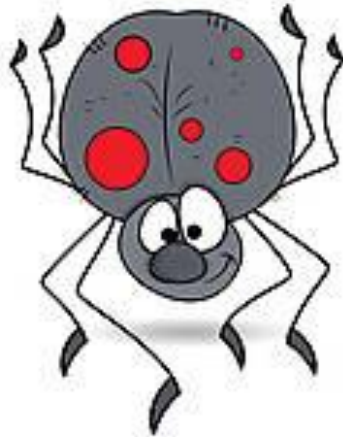
feather

flowerpot



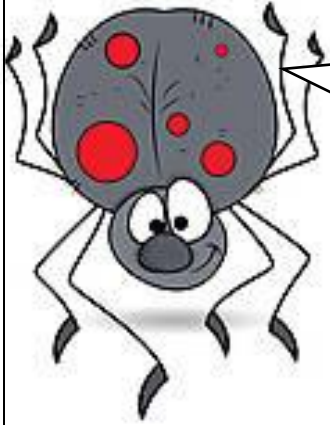
## 5. Recall and draw information from the text

Next, think about the three spiders, Sidney, Susie and Stanley. Listening carefully to the story can you remember where they live? Can you draw their homes?





## 6. Complete my sentences



Can you think of some other places I could hide to keep safe? Carefully complete my sentences writing on the line.

- I could hide in a \_\_\_\_\_
- I could hide in a \_\_\_\_\_
- I could hide under a \_\_\_\_\_
- I could hide on top of a \_\_\_\_\_
- I could hide next to a \_\_\_\_\_

## 7. Story planning, where might a spider adventure around your garden

Sidney has been very busy scuttling around the garden, can you see where he has been? Follow his golden web to retrace his steps. Talk about his new adventure with an adult.



Can you help Sidney retell his adventure? Carefully read about his new adventure and add in the missing parts.

One sunny morning  
Sidney decided to go  
on a new adventure  
around the  
\_\_\_\_\_



First he **scuttled** up  
the  
\_\_\_\_\_




Then he lay down for  
a rest in the  
\_\_\_\_\_

Sidney started to get  
cold so **scurried** into  
the sunshine.



He decided to  
sunbathe on top of an  
\_\_\_\_\_

After a short time  
Sidney heard a noise  
and decided to **dart**  
across the grass...



and hurried up the  
garden  
\_\_\_\_\_

From the corner of his eye  
Sidney could see something  
beautifully coloured. It  
smelled nice too. So Sidney  
**sauntered** back across the  
grass and nestled down in  
amongst the  
\_\_\_\_\_



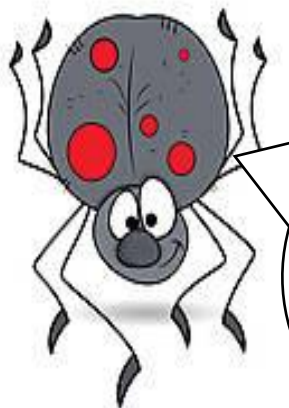
Talk to an adult about the words in red. What might they mean? Can you make up some actions to go along with these words?

## 8. Sentence writing, labelling each of the parts of your spider's adventure

Now it is your turn. Can you take a toy on new adventure? Take pictures draw your story onto the silk web line, then write a simple sentence like I did for each one.



## 9. Singing and making actions for Incy Wincy



Mrs. Brown enjoyed singing *Incy Wincy Spider*. You could ask a grown up to find the song on YouTube. Then you could sing along and make up some actions.

Or you can say the words yourself with members of your family.

*"Incy Wincy Spider climbed up the water spout  
Down came the rain and washed the spider out  
Out came the sun and dried up all the rain  
So, Incy Wincy Spider climbed up the spout again."*

- Do you know any other songs or rhymes about spiders?
- Can you find another one and make up some more actions?
- Perhaps learn it off by heart and perform it to your family?

# 10. How many legs do I have now?

Poor Sidney has been in the wars. He has lost some of his legs. Can you tell me how many legs he is left with now? You could then draw the spider.



- 2 legs = \_\_\_\_\_ legs



- 3 legs = \_\_\_\_\_ legs



- 4 legs = \_\_\_\_\_ legs



- 1 leg = \_\_\_\_\_ legs



- 5 legs = \_\_\_\_\_ legs



- 3 legs = \_\_\_\_\_ legs



- 1 leg = \_\_\_\_\_ legs



- 6 legs = \_\_\_\_\_ legs



- 8 legs = \_\_\_\_\_ legs


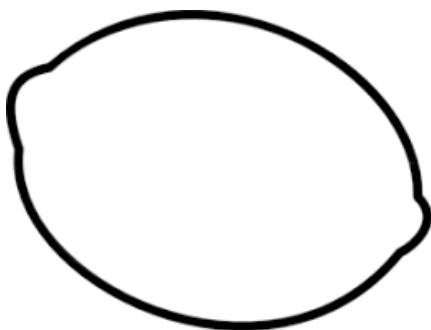






- 1 leg = \_\_\_\_\_ legs

# 11. Halving fruit and vegetables

Sidney's favourite foods are fruit and vegetables but he has to share them with Suzi, he needs to halve each one. Can you help him?

(Halving means splitting something into two equal parts.)



Perhaps, with some help you could have a go at cutting some fruits and vegetables in the kitchen?

## 12. Creating a poll...who likes spiders in your house?

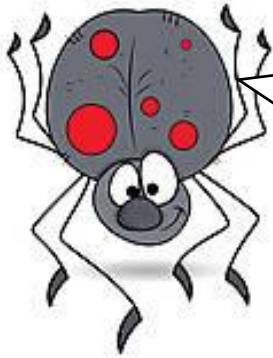
Ask the question to different people in your house or over FaceTime to friends and family to see who likes spiders and who doesn't. Make a mark for every person that says yes below in the table...

Likes Spiders	Dislikes Spiders






## 13. Fact file on spiders



I have put together a fact file about spiders. Can you read it with an adult?  
What new information did you learn?

### Spider fact file

<b>What it looks like:</b>	Has 8 legs and most are brown or black.
<b>Where it lives:</b>	They like to live in dark places.
<b>What it eats:</b>	Most eat flies and small insects.
<b>Something interesting:</b>	They are not insects they are arachnids.



Can you go outside and find any other creatures? If you pick them up make sure you put them back where you found them and wash your hands afterwards.

Can you tell me about a creature you have found? Don't forget to draw a picture too.

---

## fact file

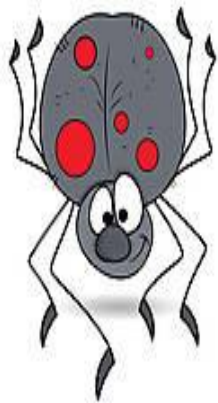
**What it looks like:**

**Where it lives:**

**What it eats:**

**Something interesting:**

# 14. Spider biscuit baking



Can you bake some spider biscuits to take to the spider party?

Don't forget to ask an adult to help, the oven gets very hot!

## Ingredients:

70g butter, softened

50g peanut butter

150g golden caster sugar

1 medium egg

1 tsp vanilla extract

180g plain flour

$\frac{1}{2}$  tsp bicarbonate of soda

20 peanut butter cups, Rolos or Maltesers

100g milk chocolate, chopped

icing eyes, or make your own



**Method:** 1: Heat oven to 180C/160C fan/gas 4 and line two baking sheets with parchment. Using an electric hand whisk, cream the butter, peanut butter and sugar together until very light and fluffy, then beat in the egg and vanilla. Once combined, stir in the flour, bicarb and  $\frac{1}{4}$  tsp salt.

2: Scoop 18-20 tbsps of the mixture onto the trays, leaving enough space between each to allow for spreading. Make a thumbprint in the centre of the cookies. Bake for 10-12 mins or until firm at the edges but still soft in the middle - they'll harden a little as they cool. Leave to cool on the tray for a few mins before topping each biscuit with a peanut butter cup, Rolo or Malteser. Transfer to a wire rack to cool completely.

3: Heat the chocolate in the microwave in short bursts, or in a bowl set over a pan of simmering water, until just liquid. Scrape into a piping bag and leave to cool a little. Pipe the legs onto each spider, then stick two eyes on each. Leave to set. Will keep for three days in an airtight container.

## 15. Flower Pot artwork

Do you remember in the story, Suzi was hiding behind the old flowerpot. Can you design your own flower pot? You could do this on paper, make a flower pot out of somethings from your recycling box or even find an old flower pot and decorate this.



Made from plastic bottles



Painted terracotta pot



paper flower pot.