


Billy's Bucket

Kes Gray and Garry Parsons



Reception work booklet

Week commencing 15th June 2020

Activities for Week June 15th 2020

This booklet contains all the work we will be covering at school this week. Feel free to dip in and out of the activities. The timetable shows a suggested teaching pattern. Don't forget to keep a daily diary like us at school. As always I would love to hear about any of the projects you've created, so feel free to take lots of pictures to email to me.

Reading Tasks

1. Read a copy, or listen to, the story of Billy's Bucket together.
2. Who said what?

Writing Tasks

3. Create a birthday card for Billy.
4. Create a birthday wish list.
5. Sentence writing - 'I can see...'
6. Sentence writing - What is in your bucket?

Speech and Language Tasks

7. Singing and making actions for '*A hole in the bottom of the sea*'

Maths Tasks

8. Introducing money/coins
9. Counting in 1ps
10. Counting in 2ps
11. What can you buy at the shop?

Understanding of the World

12. Naming the oceans
13. Ocean habitats - Research about different sea & ocean habitats
14. Under the sea fact file
15. Comparing animals from land and sea.

Get creative

16. Create a bucket

1. *Billy's Bucket*

Read the story or watch the story being read below:

<https://www.youtube.com/watch?v=KQyFMEQV8fo>

Once you have read the story once, read it again and talk about the story topics

Talk about the story with your child. You might use these questions to help discuss it:

What is the story about?

Who are the main characters?

What does Billy want and why?

Why is Billy's dad surprised by Billy's choice of present?

What does Billy do with the bucket?

What does Billy see?

Why doesn't Billy want anyone to borrow the bucket?

What happens when the bucket is borrowed?

What happens at the end of the story?

2. Who said what?

Can you read the speech bubbles below and match them to the character who may have said these words?

A bucket? You don't want a bucket for your birthday.

You must never, ever borrow my bucket.

Billy can we borrow your bucket to water the Roses tomorrow?



Dad



Mum



Billy

3. Create a birthday card for Billy

Today is Billy's birthday! It is always lovely to receive a birthday card. Can you design a birthday card for Billy? Below Mum has some things to help you.

1. Fold an A4 piece of paper in half.
2. On the front draw something Billy might like.
Can you think of something from the story?
3. Inside the card don't forget to write these 3 things:
 - To Billy
 - 'Happy Birthday'
 - From _____
4. Pop your card into an envelope if you have one and write on the front who it is for.





Mum

4. Create a birthday wish list

Imagine it is your birthday. What would you like for your birthday, if you could have anything like Billy?


Tell me what you would like and then draw a picture of it.





6. Sentence Writing: 'What is in your bucket?'

If you had a bucket, what might you see if you looked in it? First draw in the bucket what you would see, then label your picture and write some sentences underneath telling me what you see.



7. Singing and Making actions for, 'A hole in the bottom of the sea'.

There are so many songs about animals in the sea, here is one that I enjoy. Have a listen. Which sea animals do you here about in the song? Can you think of some actions to go along with the song? You could perform it to your family.

<https://www.youtube.com/watch?v=R1Qn2bcZRT0>



Billy

8. Introducing Money: Coins

Below you will find all of the coins we have in the UK. Each coin has a different value. With an adult, talk about each coin. You may want to think about how many pennies there are in each coin/value?

Can you then match each coin to its value?



£1

£2

10p

1p

5p



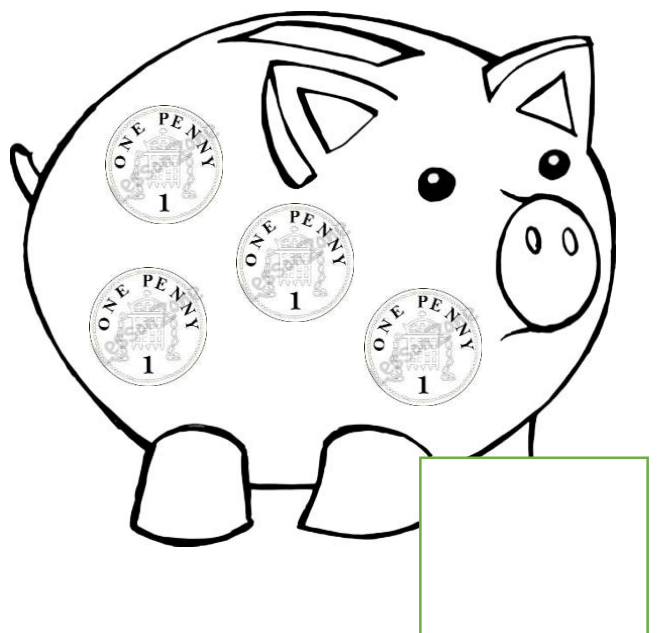



50p

20p

2p





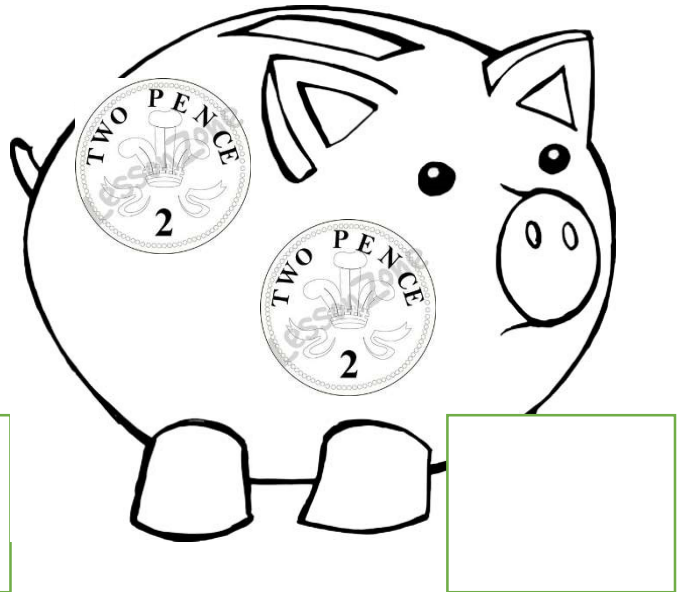

9. Counting in 1ps.

Carefully count the 1ps in each pig. Don't forget to write the amount in the box



10. Counting in 2ps



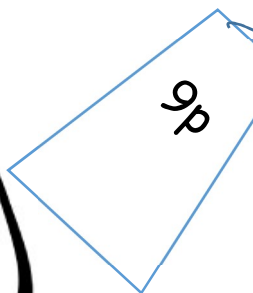


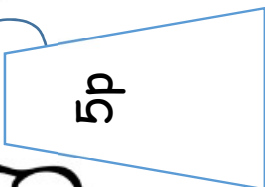
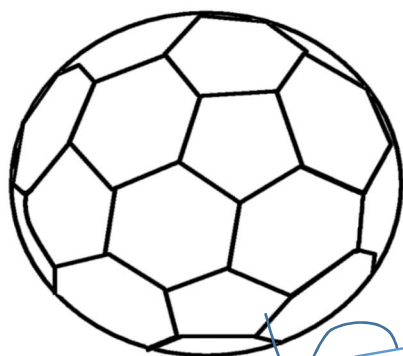
Carefully count the 2ps in each pig. Don't forget to write the total value amount in the box followed by a p. Take care with the last pig.



11. What can you buy at the shop?

Playing shops is a great way to learn about money. You could add prices to tinned foods or groceries at home, or create a toy store with your own toys. Once you have priced your items you can then use the correct coins to pay for these.

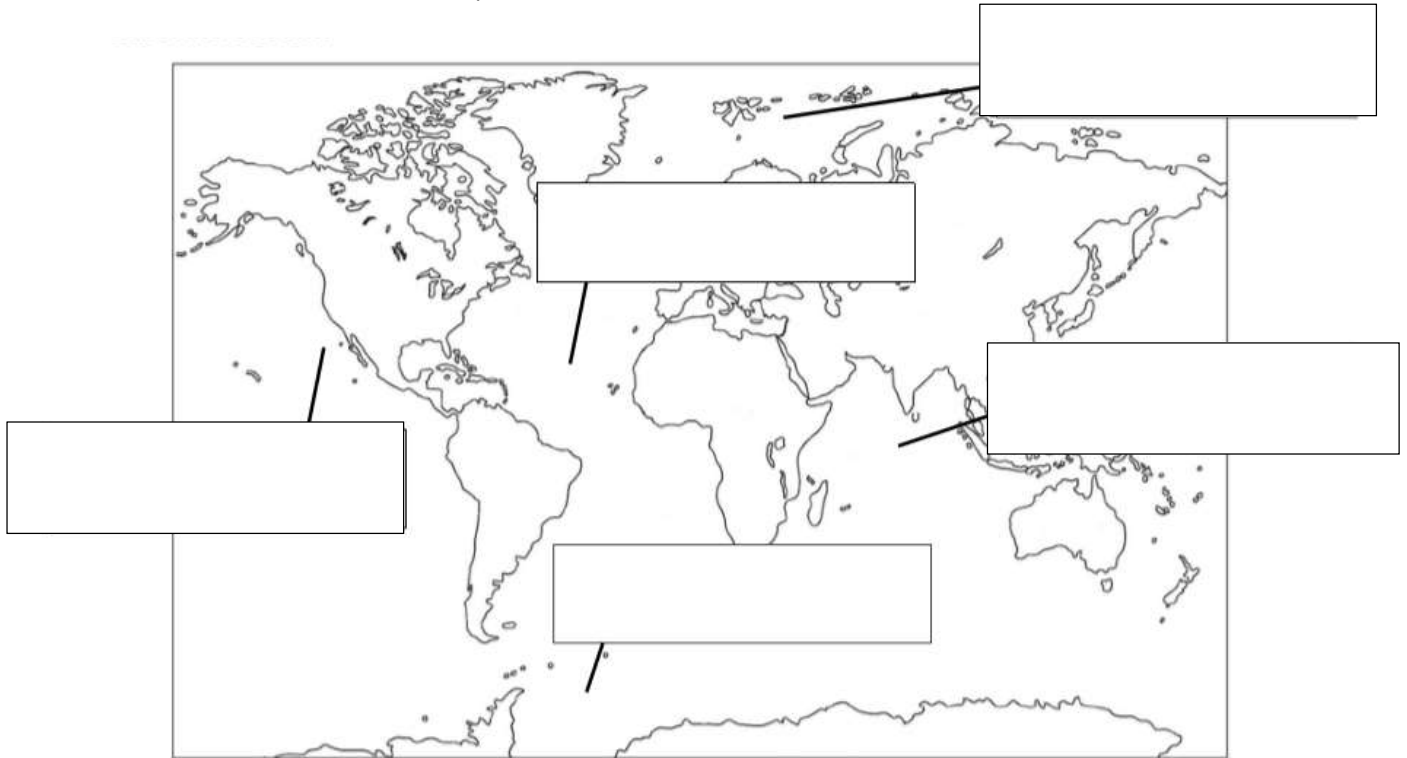
You can also try and solve these problems. Can you work out which coins you would need to buy each item? Draw these coins in the purses next to the toys.



12. Naming the oceans

Have a look at the map of the world. There are 5 major oceans of the world. With an adult's help, can you label the oceans? You could always use 'Google Maps', or have a look at:

www.bbc.co.uk/bitesize/topics/z849q6f/articles/zmqwscw



Arctic

Atlantic

Indian

Pacific

Southern

13. Ocean habitats: research about different sea and ocean habitats.

Billy has been busy looking at ocean habitats. He has got a few things to share:

A habitat is a place where animals live. Each habitat in the world has different things available for the animal that lives there. Let's have a look at an ocean habitat.

<https://www.bbc.co.uk/bitesize/topics/zx882hv/articles/zsfkd2p>

What animals live in the ocean habitat?

<https://www.bbc.co.uk/bitesize/clips/zmxqxn>

Within these massive oceans and seas, there are different habitats too, such as coral reef, deep sea, open ocean. What else can you find out about the habitats of oceans and seas? Make a list of a few interesting facts you find, you could draw pictures, or write words and sentences in the space below.





14. Under the sea fact file

Now you know a few things about ocean and sea habitats, can you create a fact file? Pick at one sea or ocean and think about where it is in the world, what it is like there, who lives in the habitat?

Name of sea or ocean:	
Where is the sea or ocean located?	
What it is like? (hot, cold, deep ocean, coral reef etc.)	
Who lives there?	
Something interesting you have found out	

15. Comparing animals land and sea.

Land and sea animals have to be a bit different to live in different habitats. Look at the animals below. Can you label them? (tail, blubber, fur, ears, blow hole, tale, fin etc.) What makes them similar and what makes them different? Can you think why this might be?



16. Create a bucket

Can you make a bucket? You can be as creative as you like. It could be made from a plastic cup, old plant pot, out of paper or even paper mache. What might you find in your bucket once it's made?

