

Monday

Learning Objective: To solve simple mathematical problems involving subtraction.

Introduce the take away sign and recap the equals sign. Take away means to subtract a smaller group of objects from one larger group.

— =

Watch Numberblocks: <https://www.bbc.co.uk/iplayer/episode/b08dmjks/numberblocks-series-1-holes>

Task 1: Play the subtraction game

<https://www.topmarks.co.uk/subtraction/subtraction-to-10>

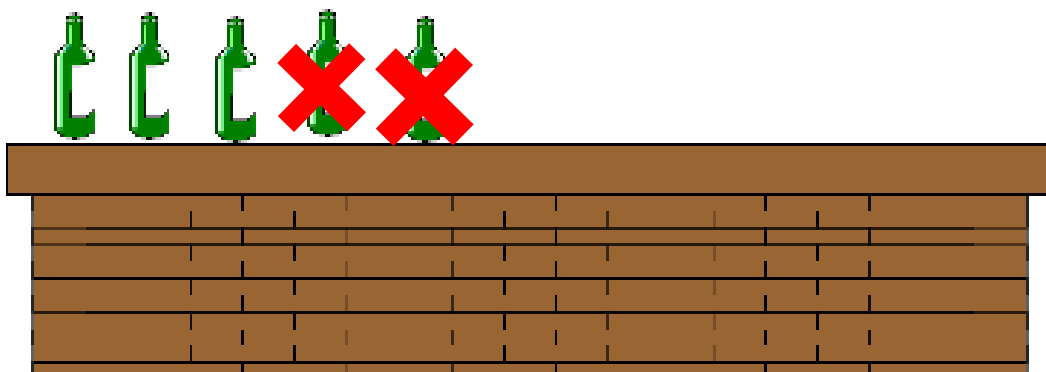
Tuesday: Recap the subtraction activities from yesterday.

Watch: <https://www.bbc.co.uk/iplayer/episode/b08r41qb/numberblocks-series-2-ten-green-bottles>

Using the example of 10 green bottles, read the number sentences together and using this information, cross off the given number of bottles. How many do you have left? Count the remaining bottles to solve the problem. Record your answer in the box provided.

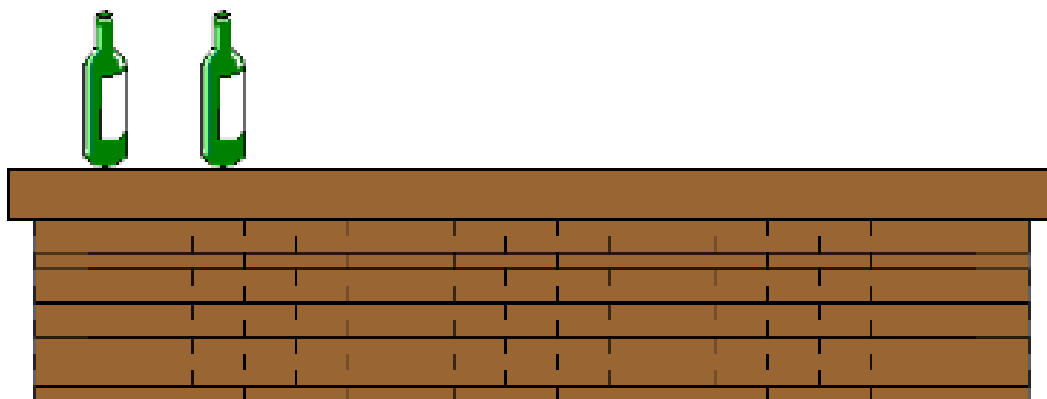
Example:

$$5 - 2 = \square$$

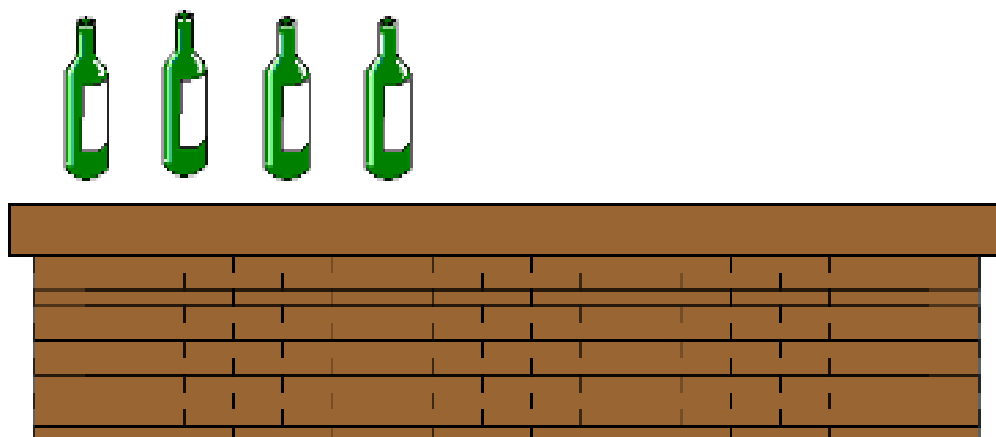


Now try these...

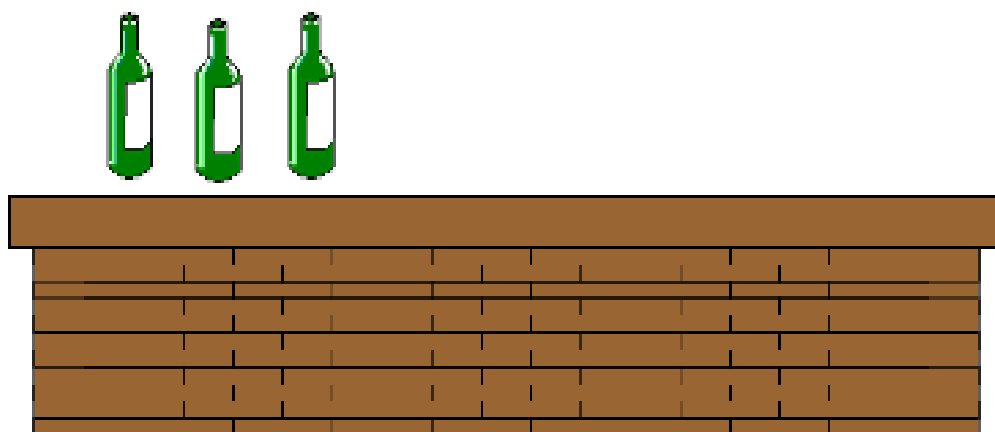
$$2 - 1 = \square$$



$$4 - 3 = \square$$



$$3 - 2 = \square$$



$6 - 4 = \square$

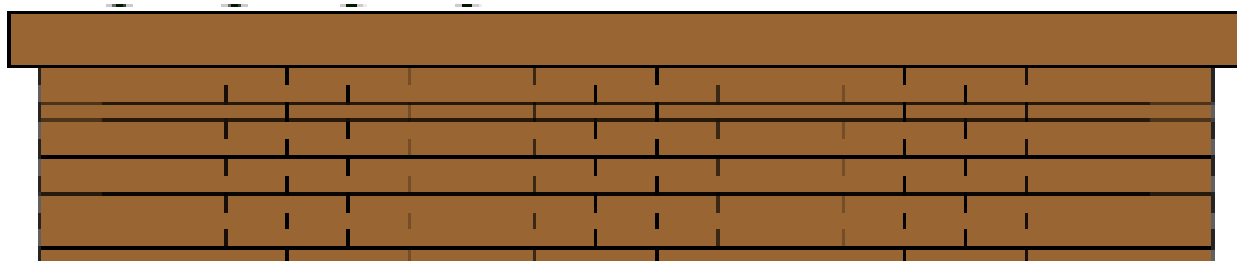


$7 - 5 = \square$

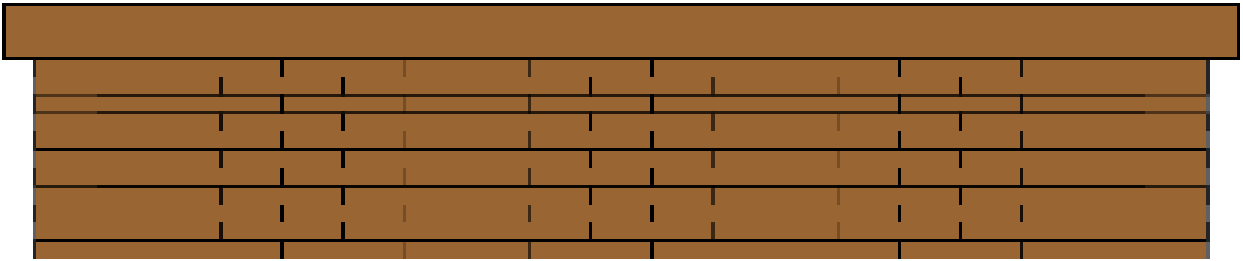


Now make some of your own...

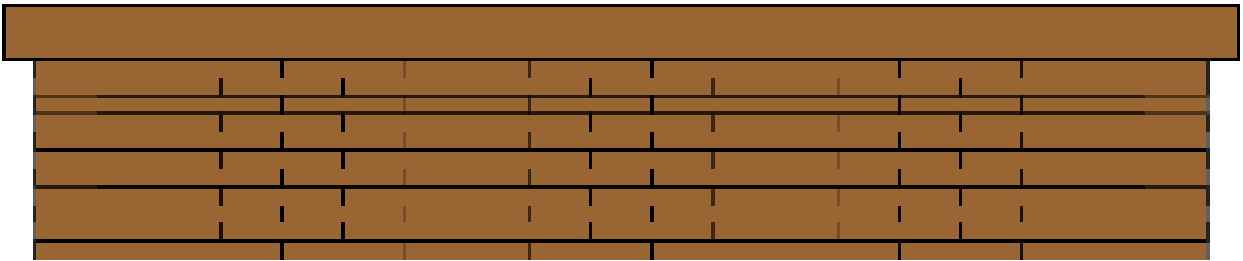
$\square - \square = \square$



$$\square - \square = \square$$



$$\square - \square = \square$$



$$\square - \square = \square$$

