






French— Chez moi (My home).

We're going to look at Unit 5 today and lessons 1 and 2.

Lesson 1 will look at where you live (Où habites tu?). You will see and hear how to say I live in a house or an apartment. You will also learn to say whether you live in the countryside or near the sea, in a town or a village.

Look at the lesson online, listen and complete the games in the slides. Here is an example from lesson 1:











Listening Challenge:
Insert a ✓ where each person lives.

							
Clemence 							
Elliot 							
Amelie 							
Damien 							
Marion 							

LANGUAGE ANGELS

In lesson 2 you will learn about rooms inside your home, such as the bathroom, dining room, bedroom. You will learn how to say “In my home, there is/there are...” (Chez moi, il y a...). Complete the lesson slides and all the games. Here is an example from lesson 2:

Match what you hear with the correct picture.

A) 	1) 	<input type="text"/>	
	2) 	<input type="text"/>	D) 
B) 	3) 	<input type="text"/>	
	4) 	<input type="text"/>	
C) 	5) 	<input type="text"/>	E) 

LANGUAGE ANGELS

Now, using your vocabulary knowledge from Lessons 1 and 2, translate the following...

<i>French</i>	<i>English</i>
Où habites tu?	
J'habite dans	
Une maison	
Un appartement	
J'habite à la campagne.	
à la montagne	
Au bord de la mer	
Dans une village	
En ville	
Chez moi, il y a	
Une cuisine	
Une salle à manger	
Une salle de bains	
Une chambre	
Une buanderie	

Extension: Using all the vocabulary we've learnt so far write me something about yourself and your home.