

French— Chez moi (My home).

We're going to look at Unit 5 today and lessons 1 and 2.

Lesson 1 will look at where you live (Où habites tu?). You will see and hear how to say I live in a house or an apartment. You will also learn to say whether you live in the countryside or near the sea, in a town or a village.

Look at the lesson online, listen and complete the games in the slides. Here is an example from lesson 1:











Listening Challenge:
Insert a ✓ where each person lives.

| |  |  |  |  |  |  |  |
|--|---|---|---|---|---|---|---|
| Clemence  | | | | | | | |
| Elliot  | | | | | | | |
| Amelie  | | | | | | | |
| Damien  | | | | | | | |
| Marion  | | | | | | | |

LANGUAGE ANGELS

In lesson 2 you will learn about rooms inside your home, such as the bathroom, dining room, bedroom. You will learn how to say “In my home, there is/there are...” (Chez moi, il y a...). Complete the lesson slides and all the games. Here is an example from lesson 2:

Match what you hear with the correct picture.

| | | | |
|--|--|----------------------|--|
| A)  | 1)  | <input type="text"/> | |
| | 2)  | <input type="text"/> | D)  |
| B)  | 3)  | <input type="text"/> | |
| | 4)  | <input type="text"/> | |
| C)  | 5)  | <input type="text"/> | E)  |

LANGUAGE ANGELS

Now, using your vocabulary knowledge from Lessons 1 and 2, translate the following...

| <i>French</i> | <i>English</i> |
|-------------------------|----------------|
| Où habites tu? | |
| J'habite dans | |
| Une maison | |
| Un appartement | |
| J'habite à la campagne. | |
| à la montagne | |
| Au bord de la mer | |
| Dans une village | |
| En ville | |
| Chez moi, il y a | |
| Une cuisine | |
| Une salle à manger | |
| Une salle de bains | |
| Une chambre | |
| Une buanderie | |

Extension: Using all the vocabulary we've learnt so far write me something about yourself and your home.