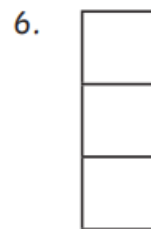
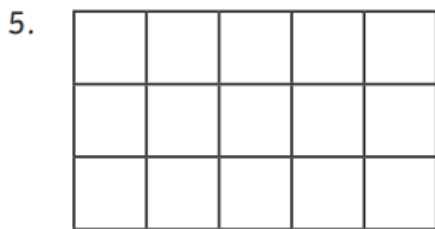

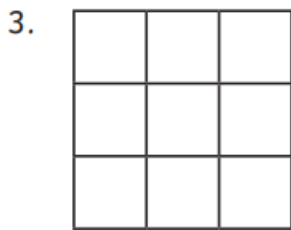
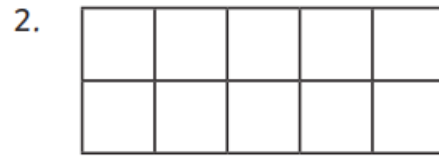
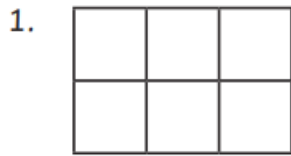
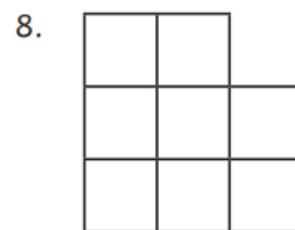



Calculate the area of these shapes in cm^2 .

Each square represents 1cm^2 .



Don't forget to break these into 2 rectangles, work out the areas and then add them together.



Break the irregular shapes into regular rectangles or squares.





